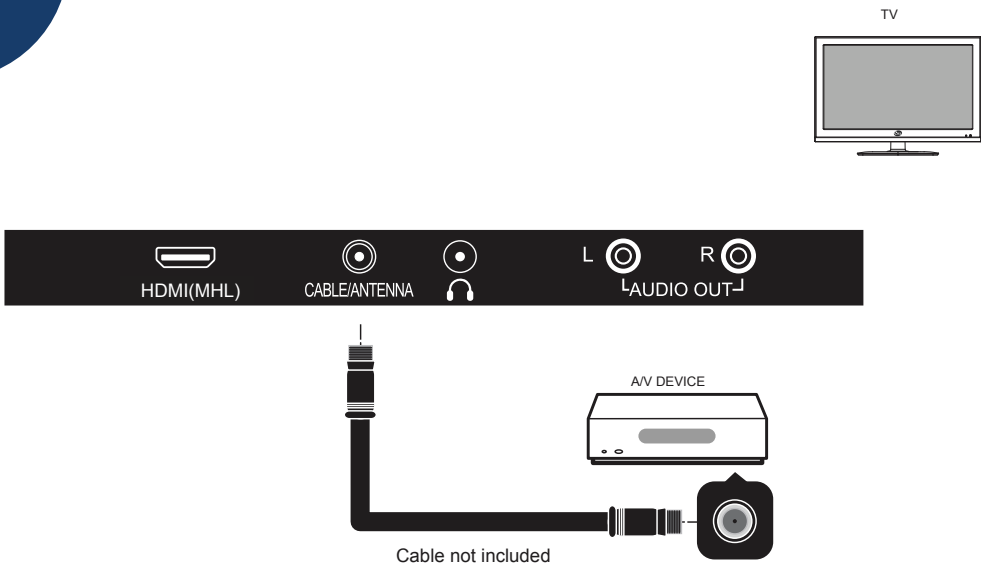



Basic Connection

Coaxial / RF Cable / Antenna



Connect Power Cord




Press the **POWER** button on the remote control to turn on the TV

QUICK START GUIDE



Simple Steps for Connecting  
your TV to A/V Devices



**IMPORTANT NOTE:**  
During setup, do NOT run the “Channel Auto Scan” function  
if your TV is connected to a Cable or Satellite set top box.

For technical support, the ETEC Technical Support Center is available 10:00AM to 7:00PM (Monday to Saturday) for technical assistance or troubleshooting.  
To contact us by phone, please call 1-855-994-3832.

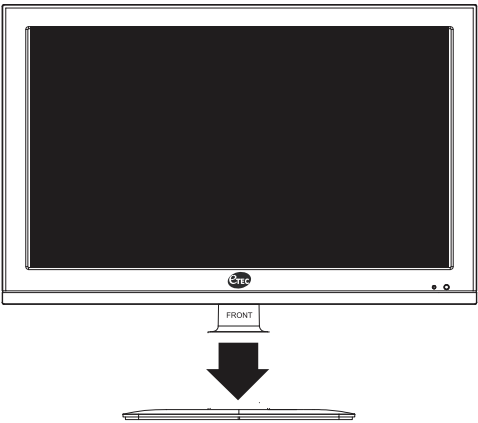
A/V Devices Include:

- Blu-ray® Disc Players
- DVD Players
- Cable, Satellite, or Set-Top Boxes
- VCRs
- Game Consoles

If you need additional  
help, please consult  
your user manual.

“HDMI”, the HDMI Logo and High-Definition Multimedia Interface are trademarks or registered trademarks of HDMI Licensing LLC.”  
“Blu-ray Disc” is a trademark of Blu-ray Disc Association, registered in the U.S. and other countries. All other trademarks are the property of their respective owners.

Insert the TV into the base and securely attach.  
Install the batteries in the Remote Control



Insert post into opening in top of base and twist base in a clock-wise manner to lock base onto post.

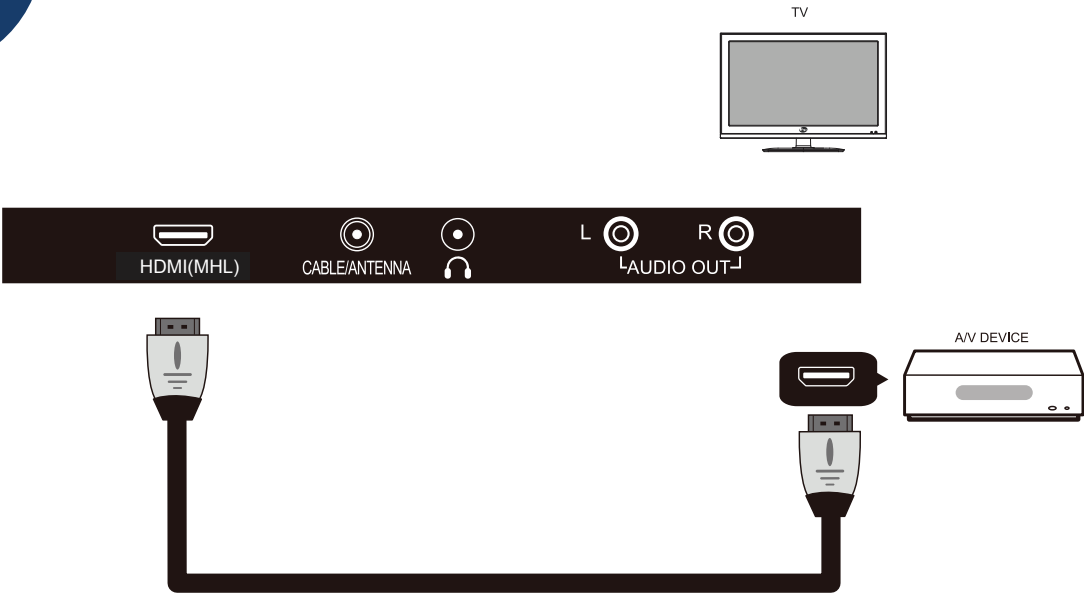


To operate this TV using the remote control provided by your Cable / Satellite provider, follow the programming instructions included with the providers' remote control and input the following codes when prompted;

- For Comcast or DirecTV remote controls, input the code- 10030
- For AT&T ( U-verse ) Remote Controls, input the code- 1043
- For RCA Universal Remote Controls, input the code- 0030
- For Dish Network Remote controls, input the code- 506

Best Connection

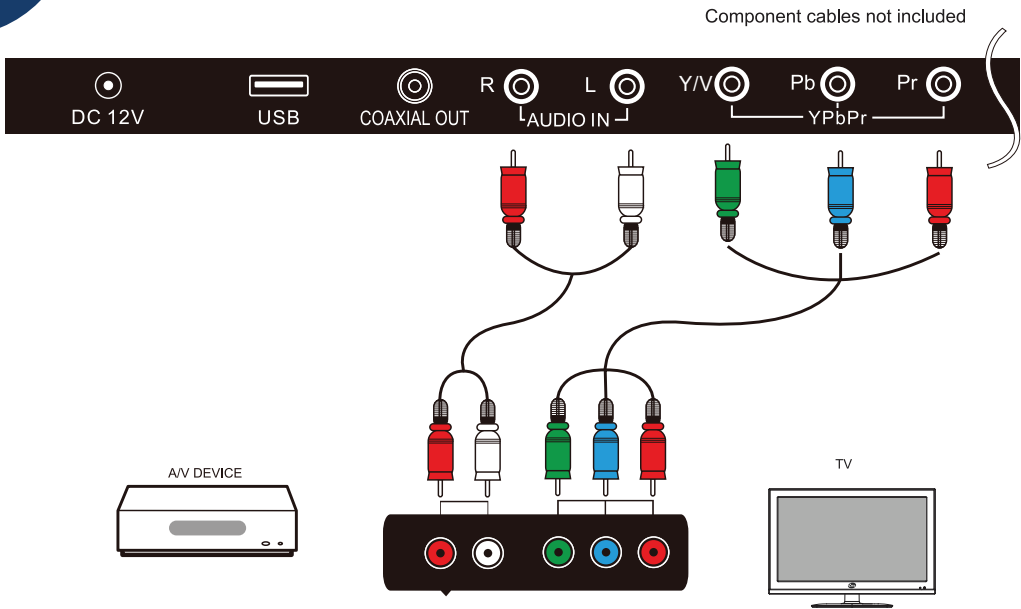
HDMI



HDMI cable not included

Better Connection

Component

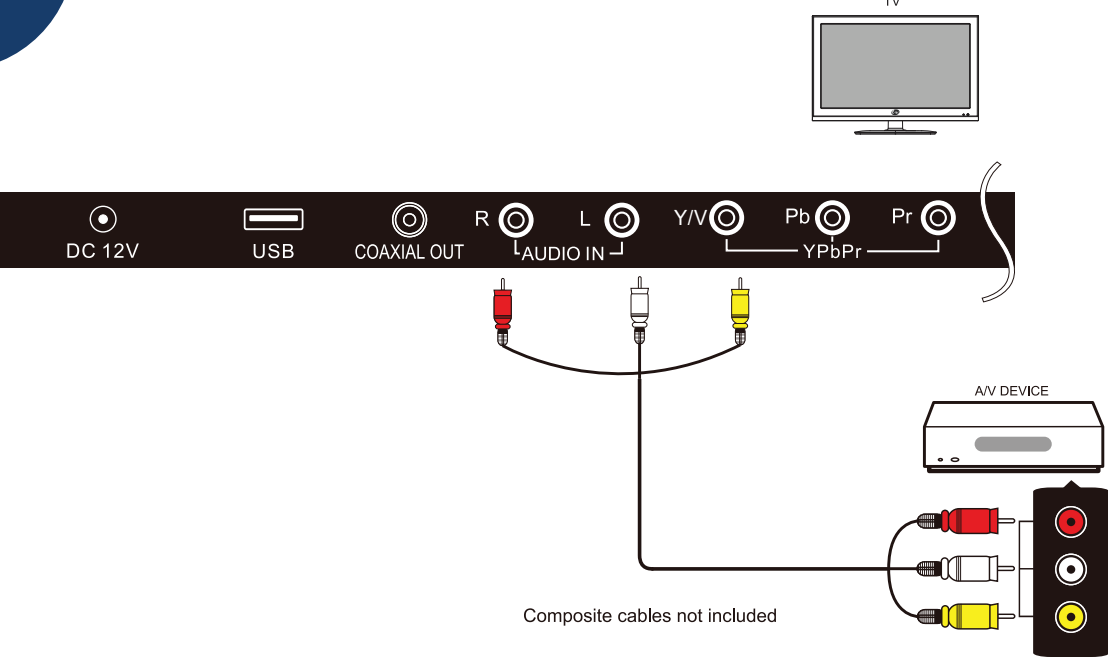


Component cables not included

For technical support, the ETEC Technical Support Center is available 10:00AM to 7:00PM (Monday to Saturday) for technical assistance or troubleshooting.  
To contact us by phone, please call 1-855-994-3832.

Good Connection

Composite



Composite cables not included