

Maximum Weight Capacity:  
Mount: 100 Lbs  
Top Shelf: 90 Lbs  
Bottom Shelf: 60 Lbs



## MODEL A550S ASSEMBLY INSTRUCTIONS

Important! Read all warnings before starting assembly.

**For technical assistance or troubleshooting  
please call 1-855-994-2825.**

## READ THIS FIRST!

Read all of the warnings and cautions contained in this manual before assembly.

- Do not attempt to assemble this product if you do not understand the instructions.
- Contact a professional if you have any doubts about safe and secure TV furniture assembly.
- Check all the parts carefully to make sure there are no missing or damaged parts.
- Improper assembly may result in damage to your TV, property, and personal injury.
- This product is intended only to support a television of the indicated size and weight combination. Using this product to support televisions heavier than the maximum weight capacity can damage product and cause personal injury.
- Schoenfeld International Inc. and ATAK are not responsible for any personal injury or product damage due to mishandling, incorrect mounting, incorrect assembly or incorrect use of this product.

## CHILD SAFETY WARNINGS

How and where you use your television stand is extremely important for Child Safety

As you set up and use your new product, keep all of these safety tips in mind

- ! Don't let children climb on or play with entertainment system furniture and TVs.
- ! Remember that children can become excited while watching a program, especially on a "larger than life" TV. Make sure to place or install the TV stand where it cannot be pushed, pulled over, or knocked down.
- ! Make sure that you route all cords and cables so that they cannot be pulled or grabbed by curious children.

## WARNINGS

- This product is intended only to mount a television of the indicated size and weight combination. Using this product to support televisions or other products heavier than the maximum weight capacity can damage equipment and cause personal injury.
- Schoenfeld International Inc. and ATAK are not responsible for any personal injury or product damage due to mishandling, incorrect mounting, incorrect assembly or incorrect use of this product.
- Do not force the bolts into the hole or use an electric drill to fasten any bolts. This could damage the equipment or cause personal injury.
- A large television requires two people to lift. Schoenfeld International and ATAK are not responsible for equipment damage or personal injury due to mishandling.
- Do not release the TV until you are sure that it is securely mounted. Releasing the TV without first ensuring that it is securely installed can result in equipment damage or personal injury.

## CAUTION:

- Do not place the TV face down on a hard surface when installing the mounting plate on the TV. Placing the TV face down on a hard surface can result in equipment damage. Use a blanket or other suitable surface.
- Check with your TV manual or manufacturer to confirm the required bolt diameter according to the size, depth, and position of the mounting holes in your TV.

## **FOR YOUR SAFETY, PLEASE FOLLOW THESE PRECAUTIONS:**

! Always remove the TV and other equipment from the furniture prior to moving the assembled unit

! Be careful when moving the assembled furniture after the glass shelf has been installed, or when there is equipment of any kind located on the furniture as this may cause the shelves and other parts to become unstable and fall.

! When in use, this furniture must be placed on a flat, level and solid surface.

! Do not lean on or place any force on the TV when it is on the TV stand. .

### **VEILLER À RESPECTER CES MESURES DE PRECAUTION!**

! TOUJOURS ENLEVER LE TÉLÉVISEUR ET AUTRE ÉQUIPEMENT AVANT DE DÉPLACER LE MEUBLE ASSEMBLÉ.

! DÉPLACER LE MEUBLE AVEC PRÉCAUTION UNE FOIS QUE LE PLATEAU EN VERRE A ÉTÉ POSÉ OU LORSQU'IL Y A DU MATÉRIEL PLACÉ SUR LE MEUBLE CAR CELA PEUT CAUSER LE DÉCROCHEMENT ET LA CHUTE DES PLATEAUX ET AUTRES ÉLÉMENTS.

! DURANT L'UTILISATION, LE MEUBLE DOIT ÊTRE POSÉ SUR UNE SURFACE PLATE, SOLIDE ET HORIZONTALE.

! NE PAS S'APPUYER CONTRE LE TÉLÉVISEUR LORSQU'IL EST POSÉ SUR LE MEUBLE.

! NE PAS GRIMPER NI MARCHER SUR LE MEUBLE.

! NE PAS TAPER NI S'APPUYER SUR LE PLATEAU EN VERRE.

Schoenfeld International Inc. & ATAK decline toute responsabilité en cas d'assemblage non conforme aux instructions ou pour l'assemblage, l'utilisation ou la manutention incorrects de ce meuble.

! Do not climb or step on the stand.

! Do not bang into or place your own weight on the glass shelves

! Do not place any items on the shelves or mounts which may exceed the maximum weight limits.

! Always place the heaviest component (except for your TV) on the bottom shelf

Schoenfeld International Inc. will not be responsible for failure to assemble as directed or for the improper assembly, use or handling of this stand.

### **POR SU SEGURIDAD TENGA LAS SIGUIENTES PRECAUCIONES:**

! SIEMPRE quite el televisor y cualquier otro equipo del mueble antes de mover la unidad armada.

! TENGA CUIDADO AL MOVER LA UNIDAD ARMADA UNA VEZ INSTALADO EL ESTANTE DE VIDRIO Y/O CUANDO HAYA ALGUN EQUIPO EN EL MEUBLE YA QUE ESTO PODRÍA AFLOJAR EL ESTANTE Y OTROS ARTÍCULOS Y HACER QUE SE CAIGAN.

! EL MEUBLE DEBE ESTAR UBICADO EN UNA SUPERFICIE PLANA, SÓLIDA Y NIVELADA CUANDO SE LO ESTE UTILIZANDO.

! NO INCLINE EL TELEVISOR CUANDO ESTE EN EL SOPORTE PARA TV.

! NO SE SUBA NI SE PARE SOBRE EL SÓPORTE.

! NO GOLPEE EL ESTANTE DE VIDRIO NI SE APOYE CON SU PESO SOBRE EL MISMO.

Schoenfeld International Inc. & ATAK no se hara responsable en caso de que no se instale la base segun las instrucciones, ni de la instalación, uso o manejo incorrectos de esta base.



## **LIMITED SIX-YEAR FURNITURE WARRANTY**

We warrant this product to you, the original purchaser at the time of purchase printed on a dated store receipt from an authorized ATAK retailer and for a period of six-years thereafter that our furniture product and all its parts and components are free of defects in material and workmanship under normal use. This warranty is subject to the provisions below. ATAK's sole obligation and the purchaser's exclusive remedy pursuant to these warranties are limited to replacement at ATAK's sole discretion. There are no other warranties except as expressly set forth below either expressed or implied, including any warranty of merchantability for any particular purpose.

Should you be missing any of the assembly parts or components (screws, pieces, etc.), please contact the Customer Support Center to secure a replacement. It is not necessary to bring the unit back to the store. When calling, please reference the parts list found in the Instruction Manual to help us accurately identify the missing parts and promptly provide replacements.

Our Customer Support Center is available Monday to Saturday (10:00AM to 7:00PM EST) for technical assistance or troubleshooting. To contact us please call 1-855-994-2825.

This warranty is expressly limited to the replacement of furniture parts and components described in the parts list located in the Instruction Manual included with the product.

This warranty applies under conditions of normal use.

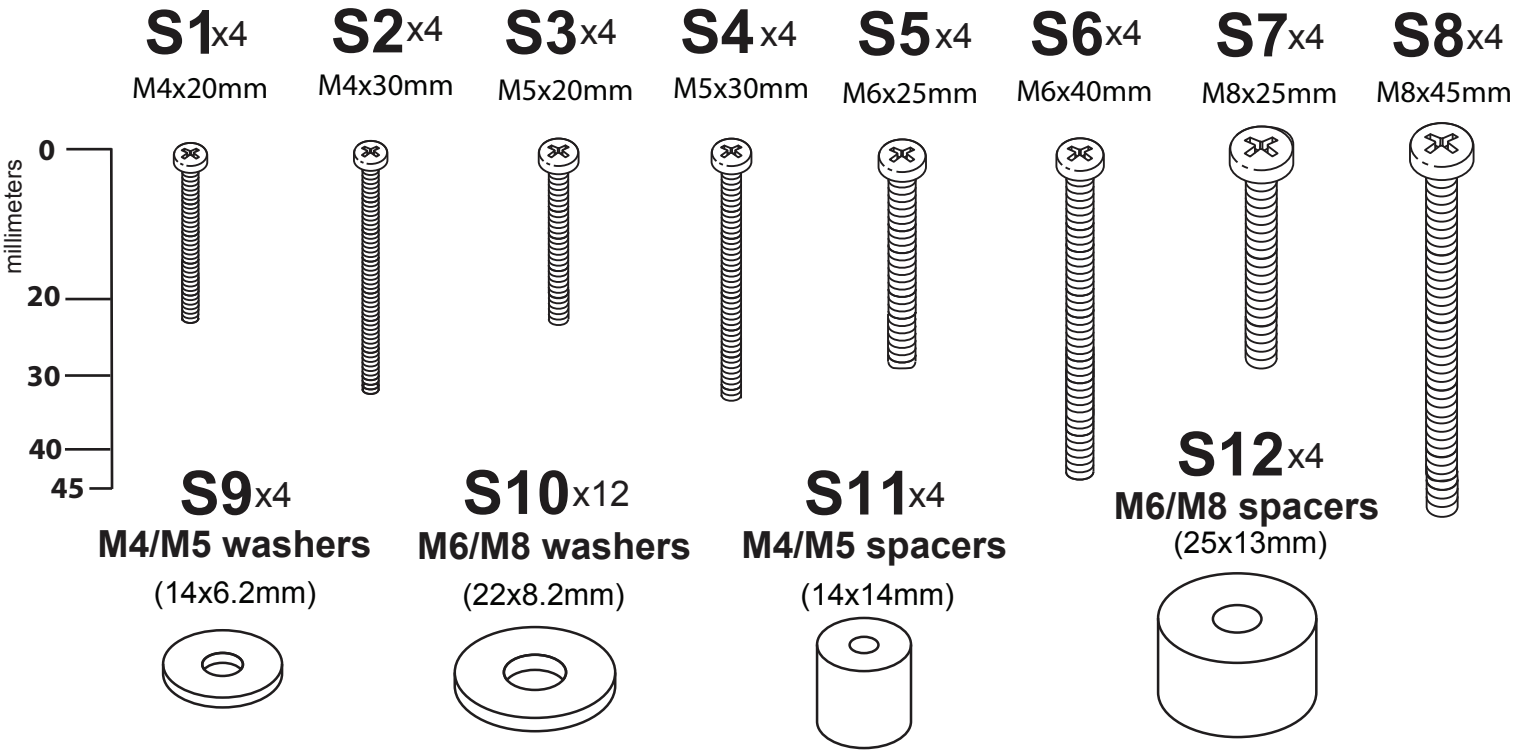
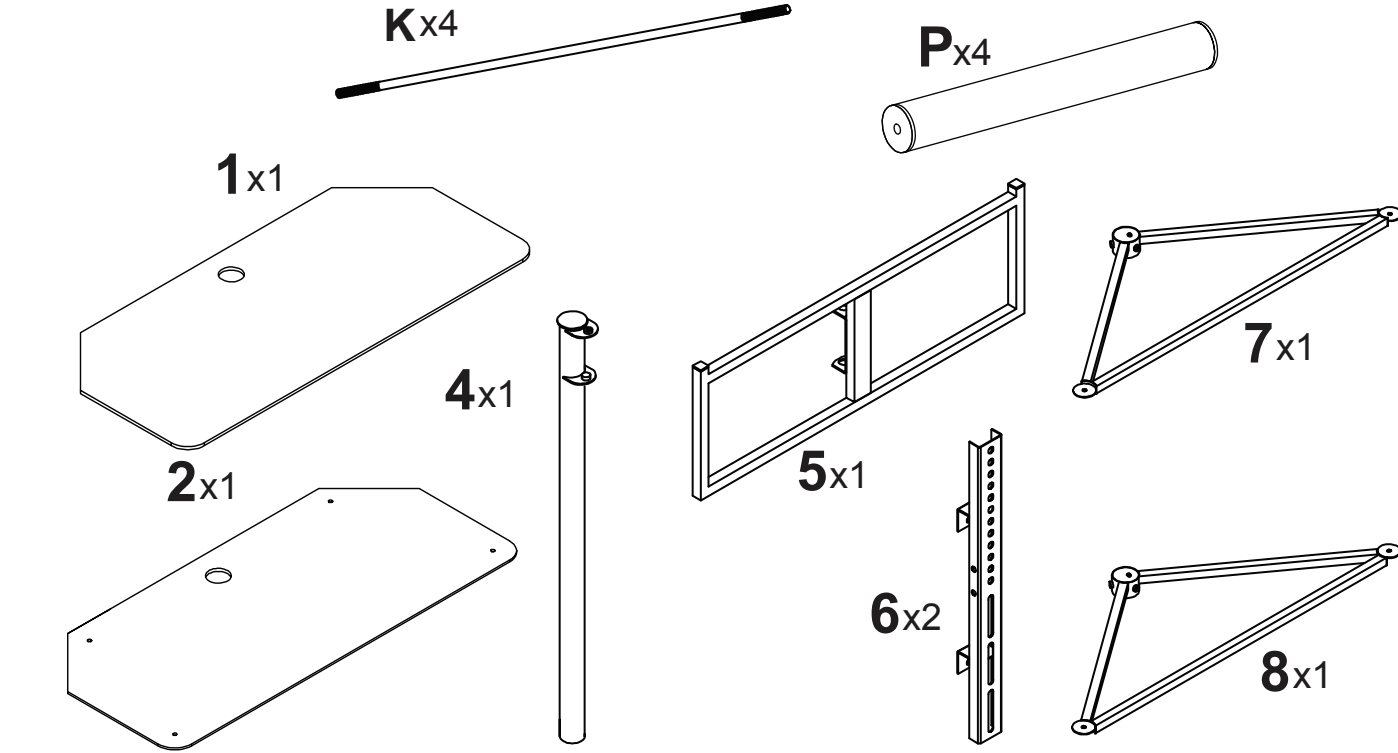
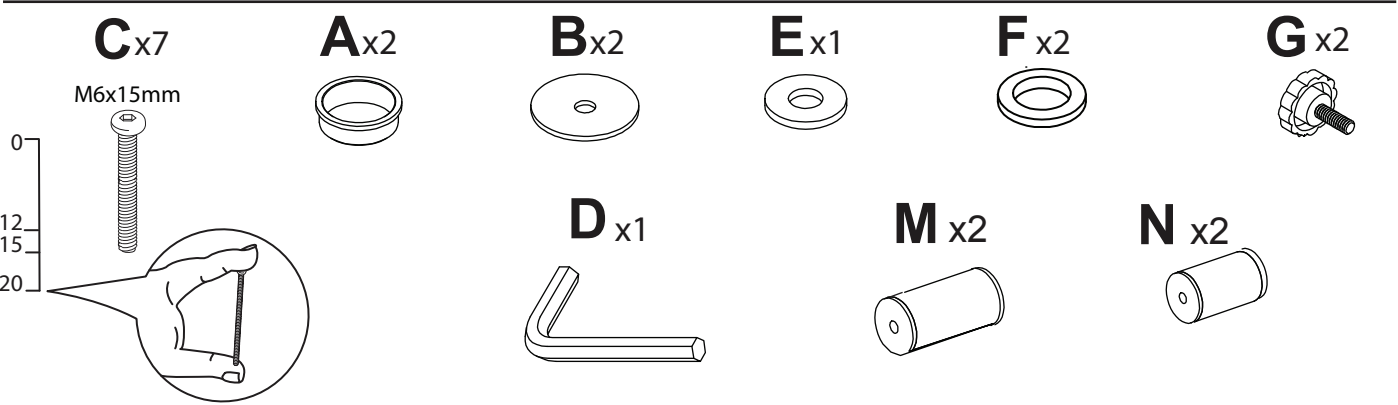
This warranty does not cover: any product, which has been subject to damage due to improper assembly or disassembly, products which were not assembled, installed, used, or maintained in accordance with the product assembly instructions & warnings, acts of nature, misuse, neglect, accidents, abuse, exposure to elements, outdoor use, extreme temperature ranges, damage during transit, commercial use, modification of, or to any part of the product or attachments to the product not approved by ATAK. Also not covered are costs for assembly/dis-assembly labor, costs incurred in shipping the unit or parts for warranty repair/exchange or any products purchased from unauthorized ATAK sellers. Under no circumstances shall ATAK, be liable for any loss (direct, indirect, incidental, foreseen, unforeseen, special or consequential) or for any damage arising out of, or in connection with, the use of this product. Nor shall ATAK have any responsibility for incidental or consequential damages resulting from the breach of this warranty including but not limited to inconvenience, purchase or rental of replacement products, loss of profits or commercial loss.

We reserve the right to request damaged parts or units be shipped to our offices for inspection or confirmation of any warranty claims.

This warranty does not cover product sold 'As Is'.

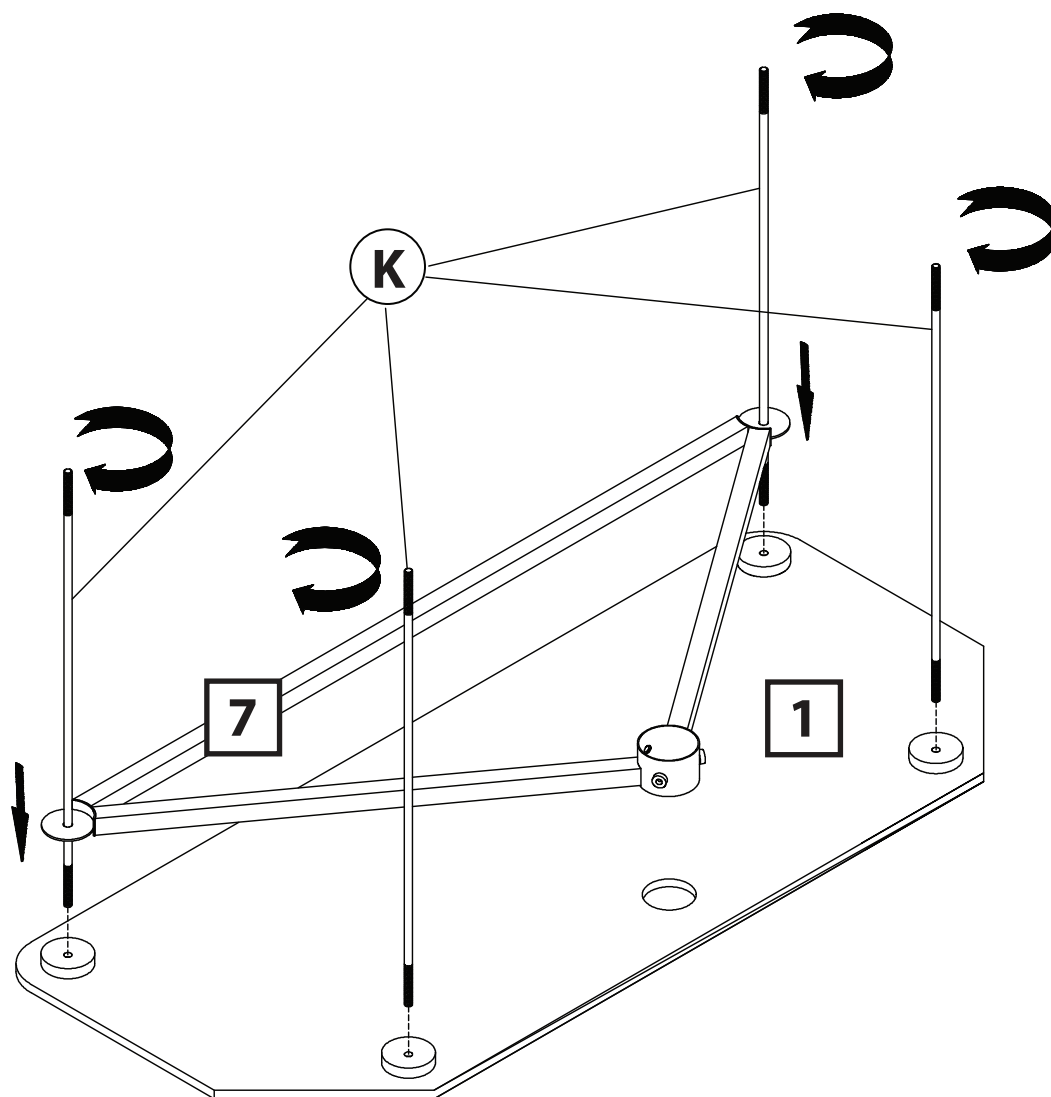
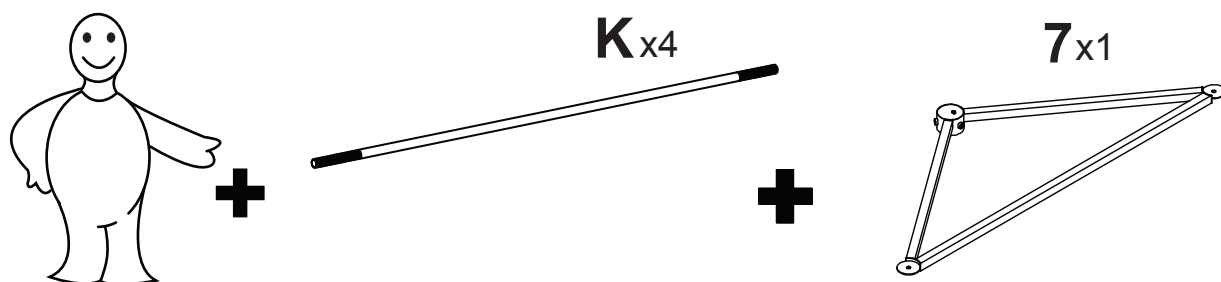
This warranty is valid only to the original purchaser of the Product in the United States and Canada and grants specific legal rights.

PARTS



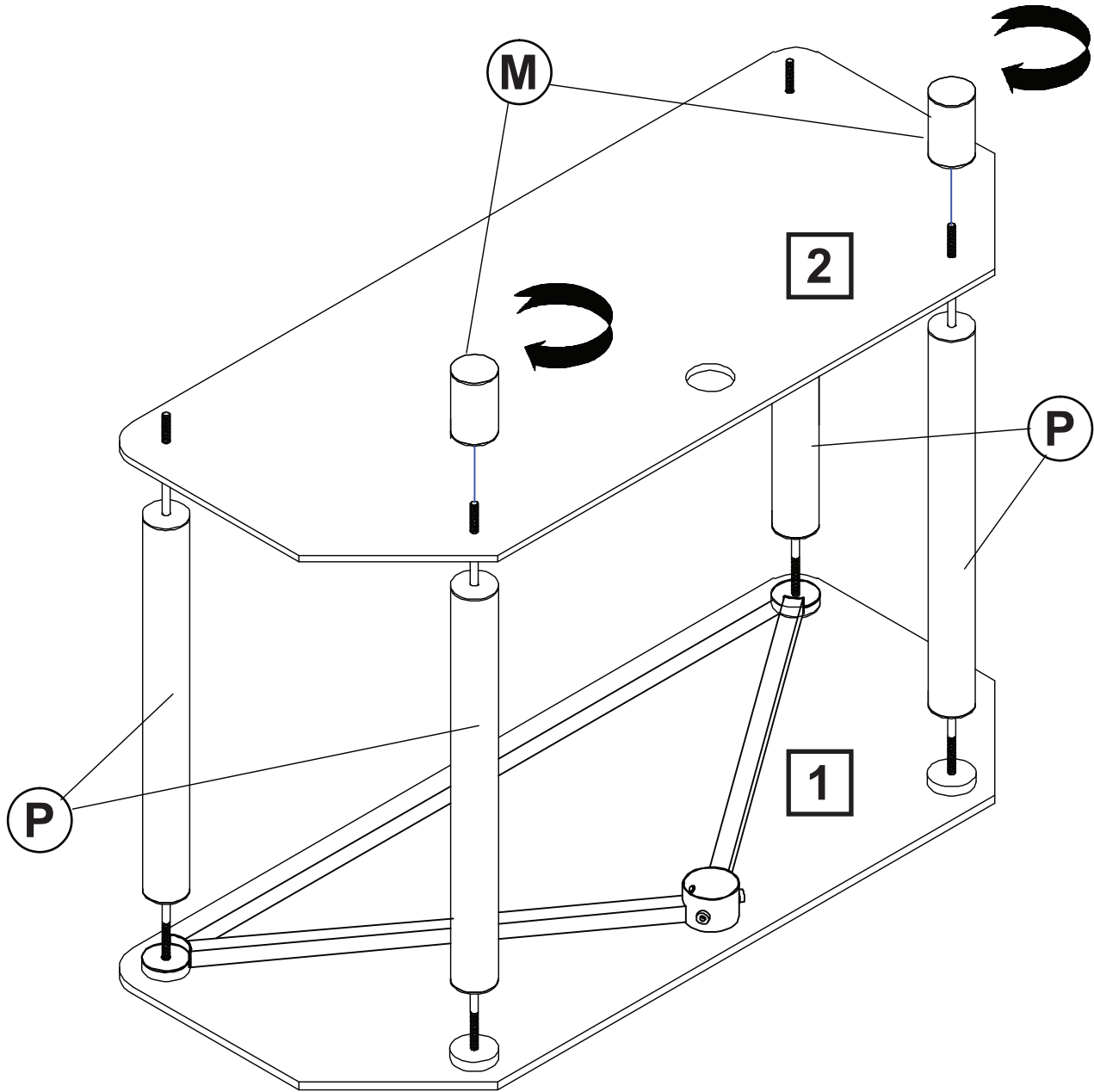
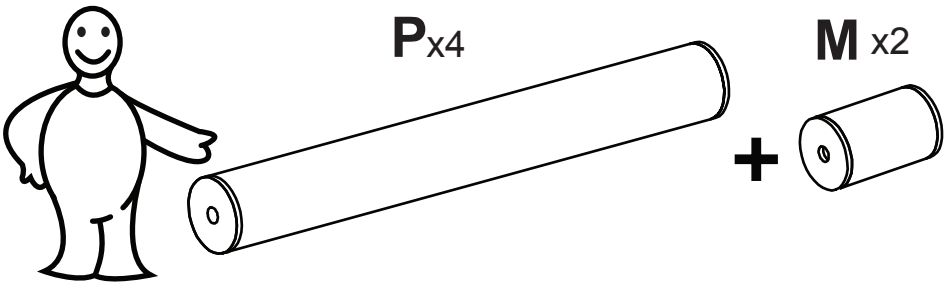
# STEP 1

---




WARNING: ONLY USE A HAND SCREWDRIVER TO TIGHTEN ALL SCREWS DURING ASSEMBLY.  
DO NOT USE POWER SCREWDRIVER or DRILL OF ANY KIND DURING ASSEMBLY.

STEP 2

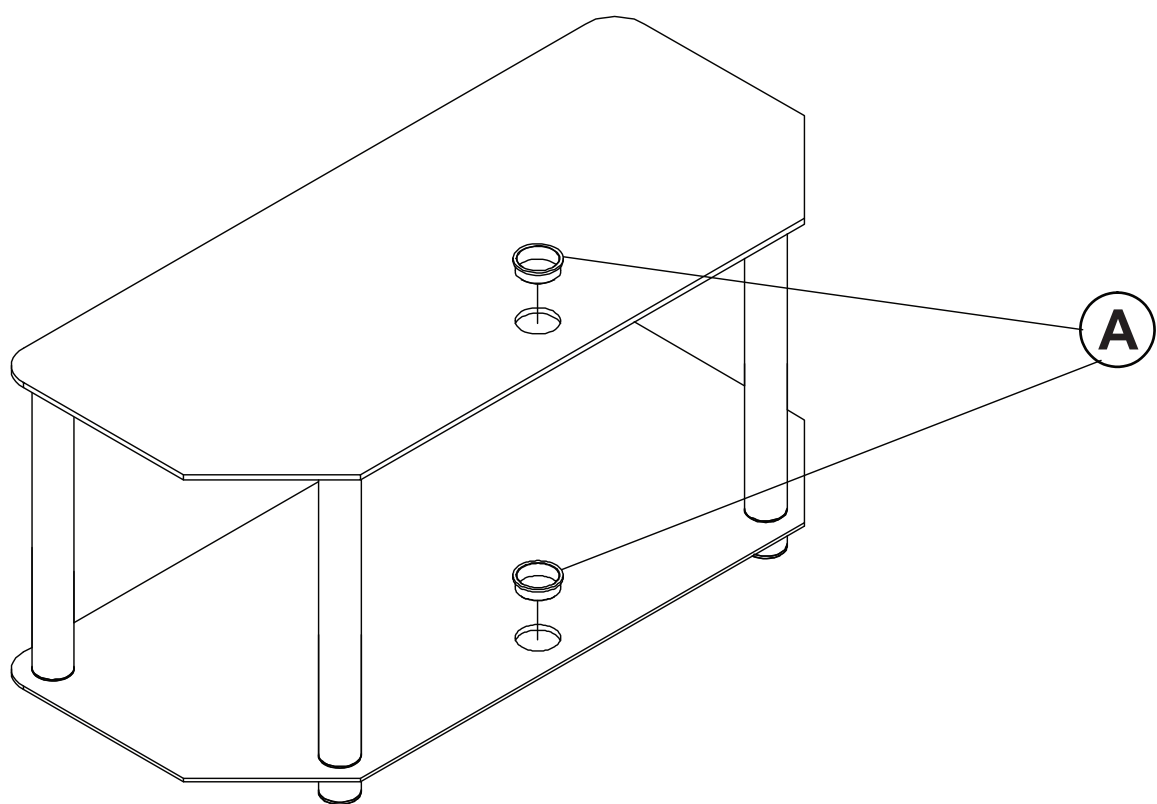
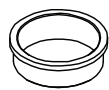


# STEP 3

---



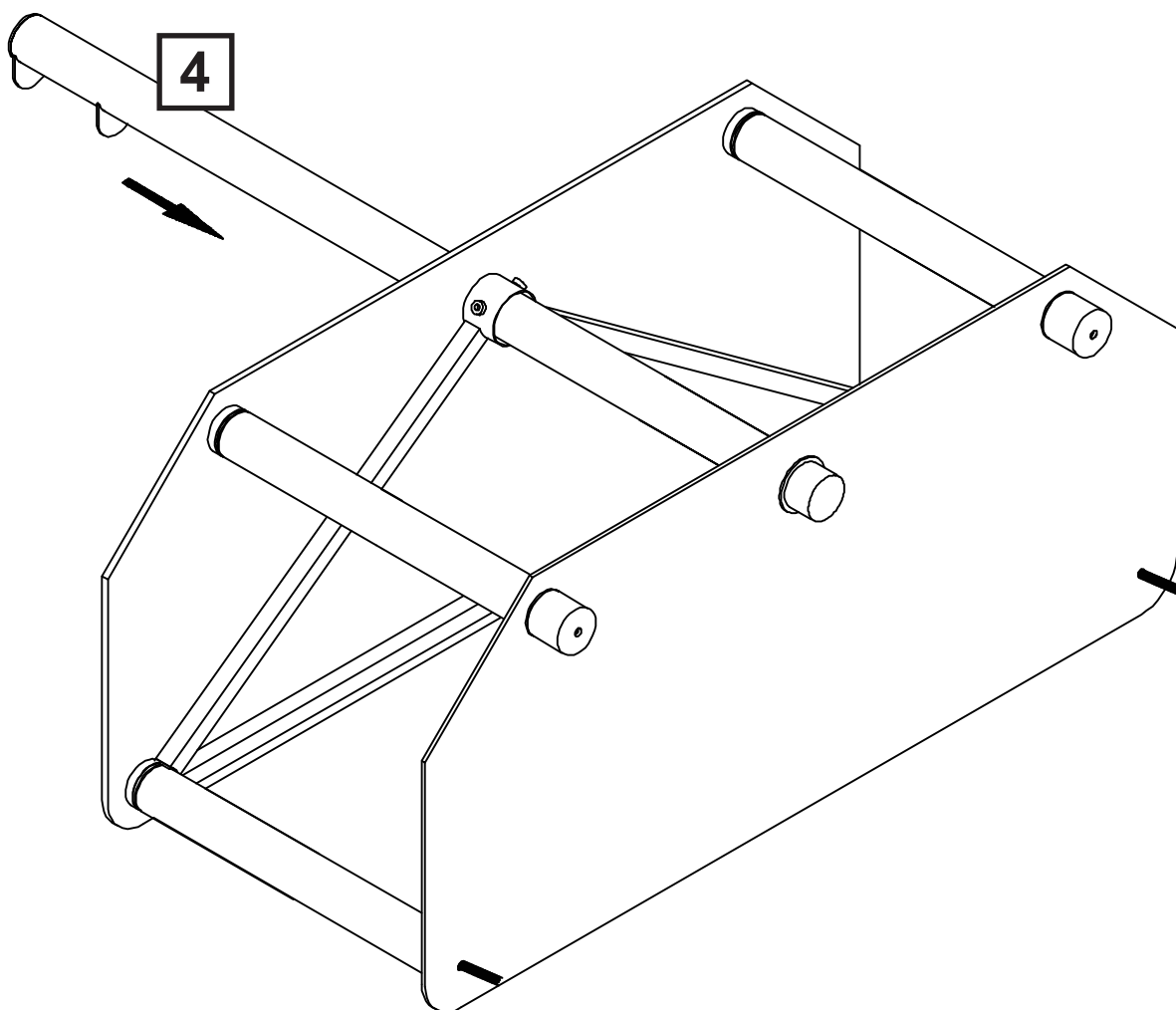
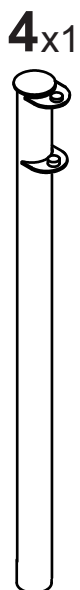

**A**<sub>x2</sub>





## STEP 4

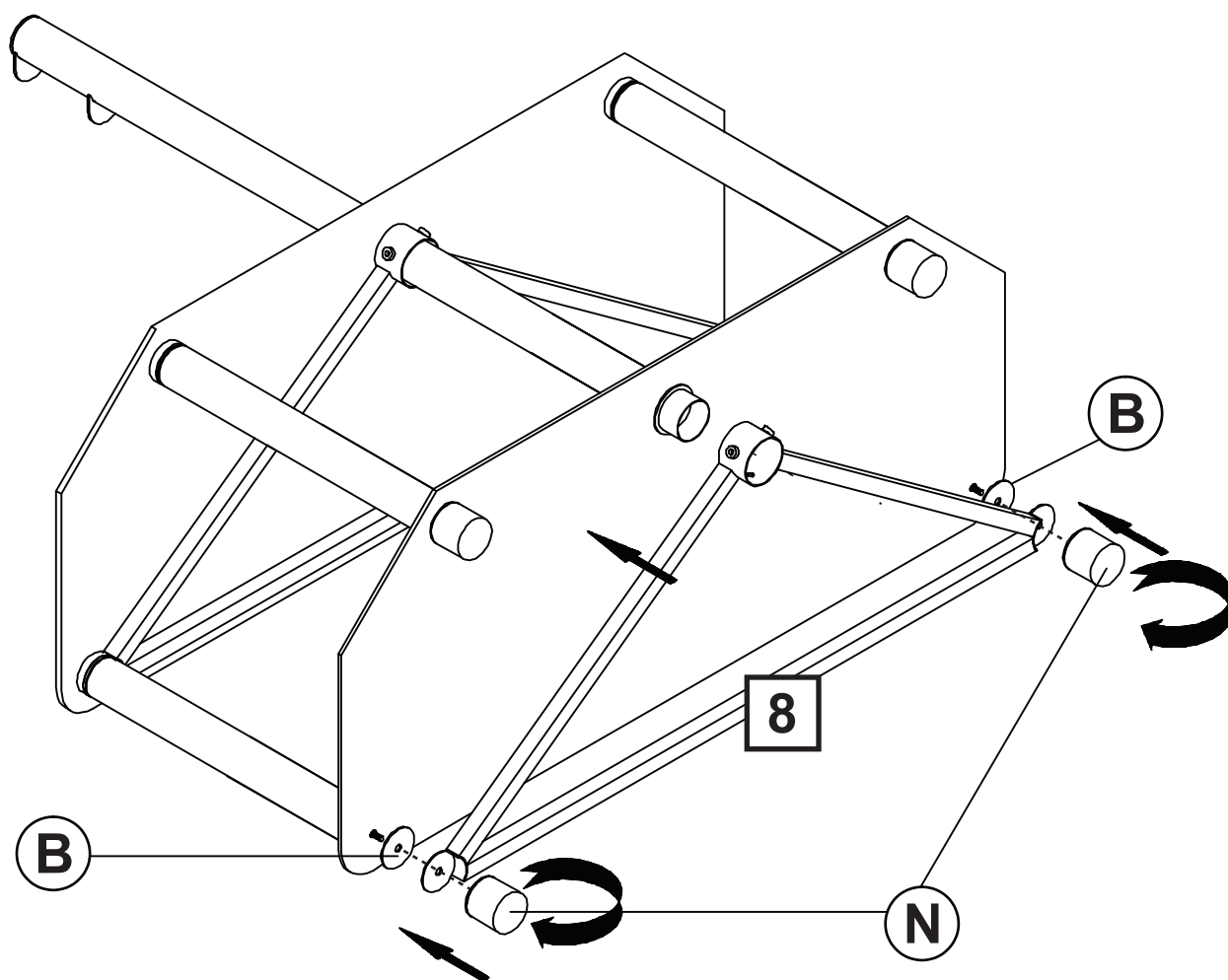
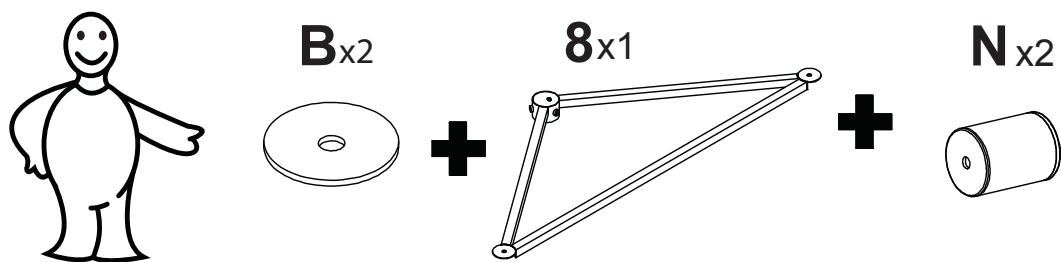
---



WARNING: ONLY USE A HAND SCREWDRIVER TO TIGHTEN ALL SCREWS DURING ASSEMBLY.  
DO NOT USE POWER SCREWDRIVER or DRILL OF ANY KIND DURING ASSEMBLY.


## STEP 5

---



WARNING: ONLY USE A HAND SCREWDRIVER TO TIGHTEN ALL SCREWS DURING ASSEMBLY.  
DO NOT USE POWER SCREWDRIVER or DRILL OF ANY KIND DURING ASSEMBLY.

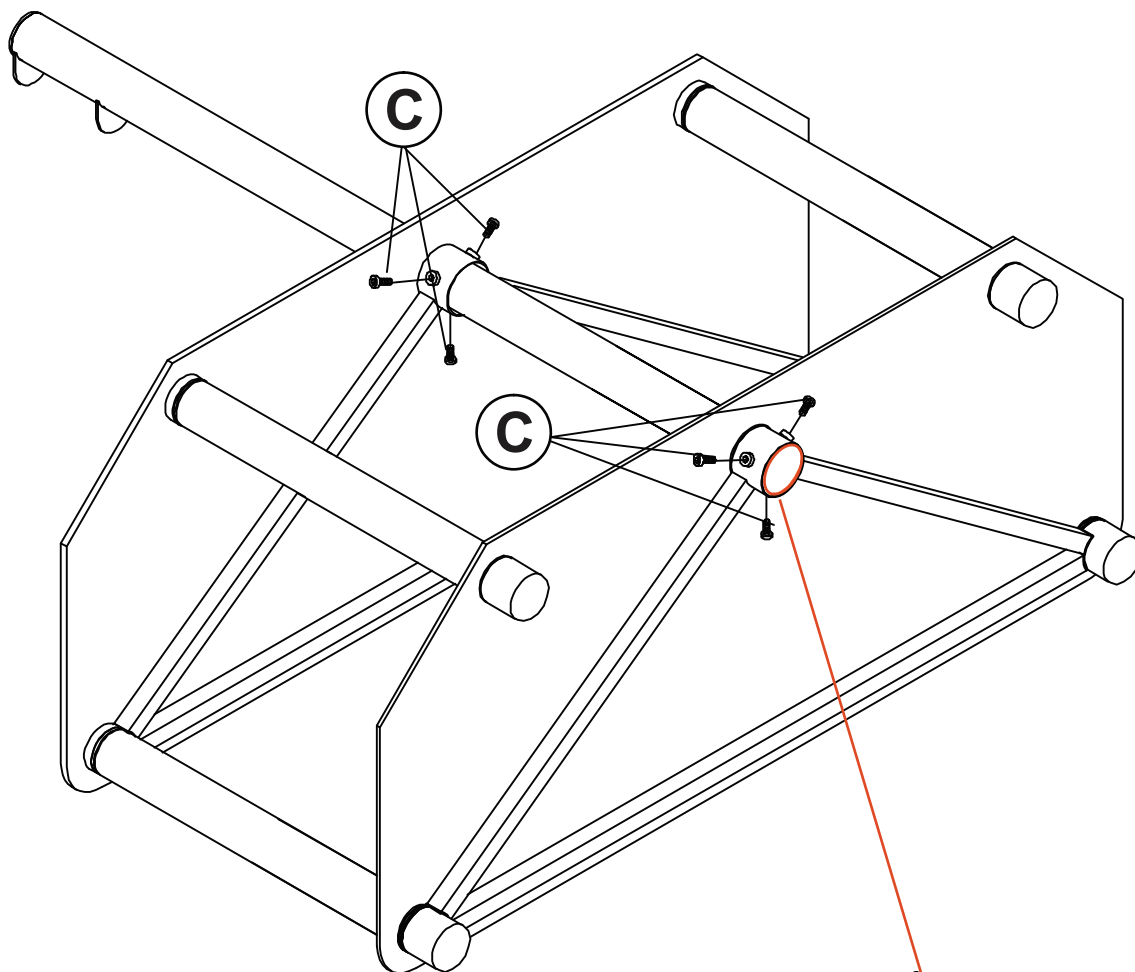

# STEP 6



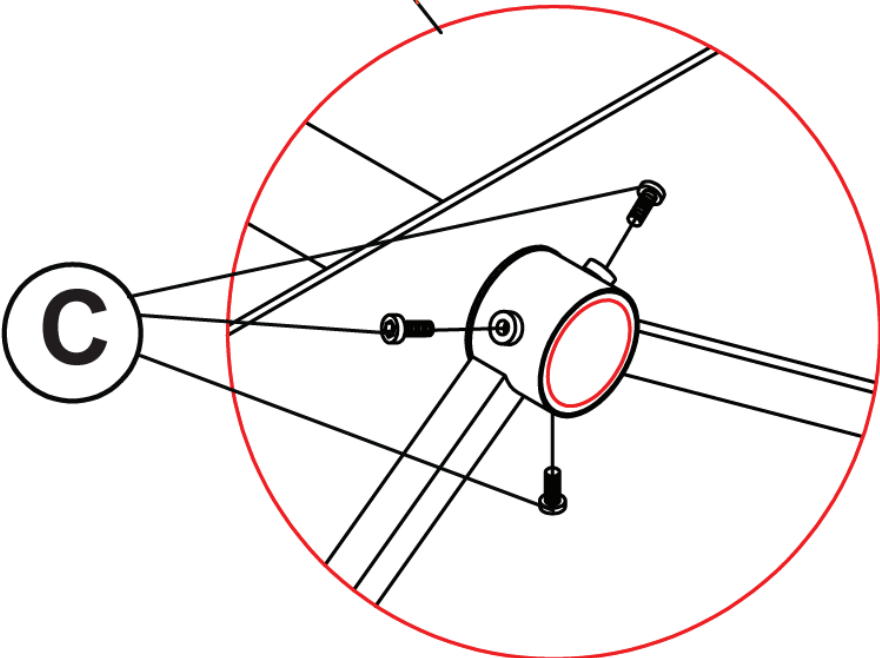
**C** x6  
M6x15mm



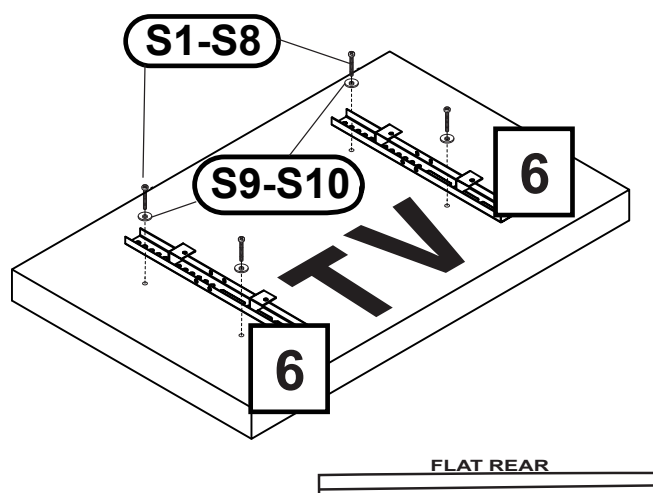
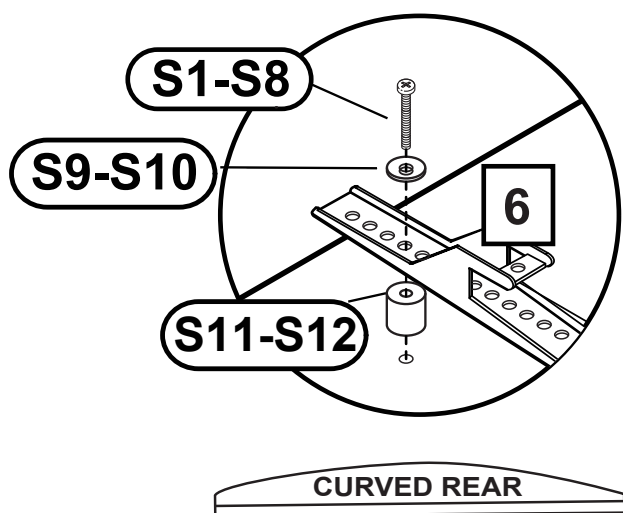
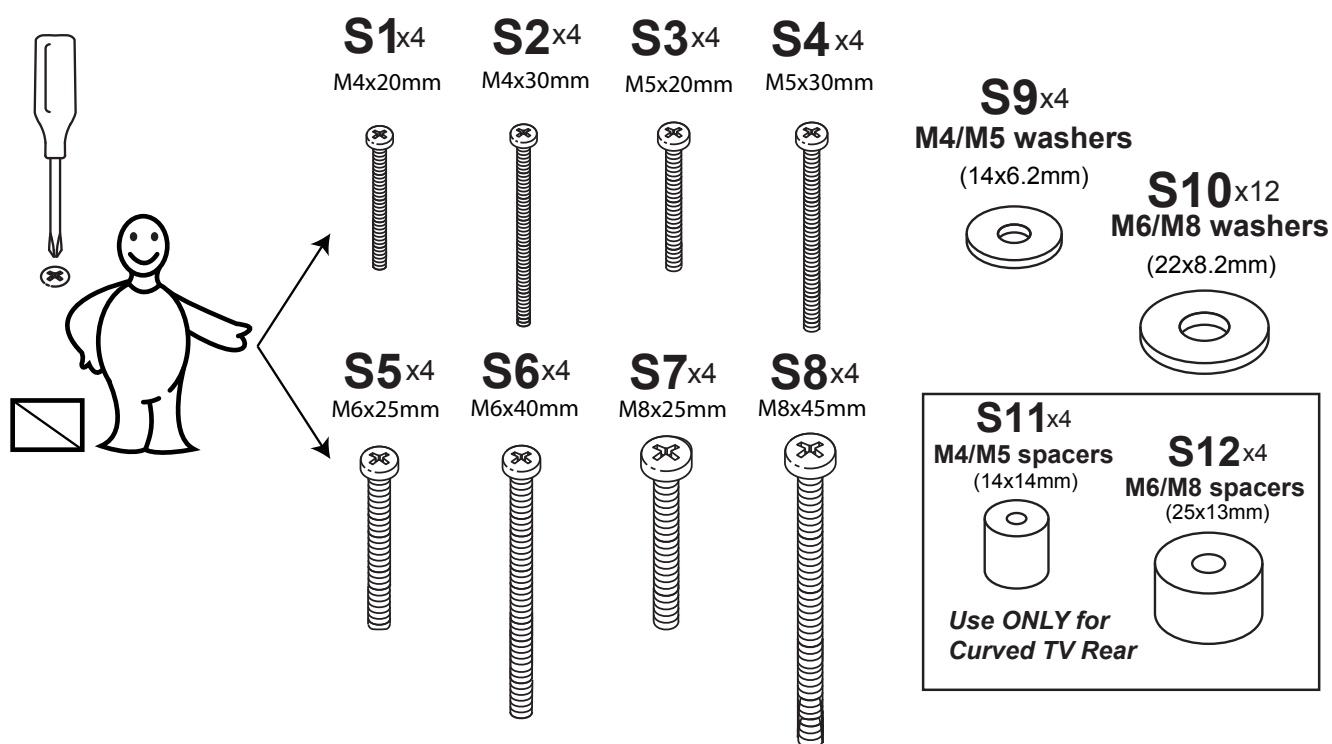
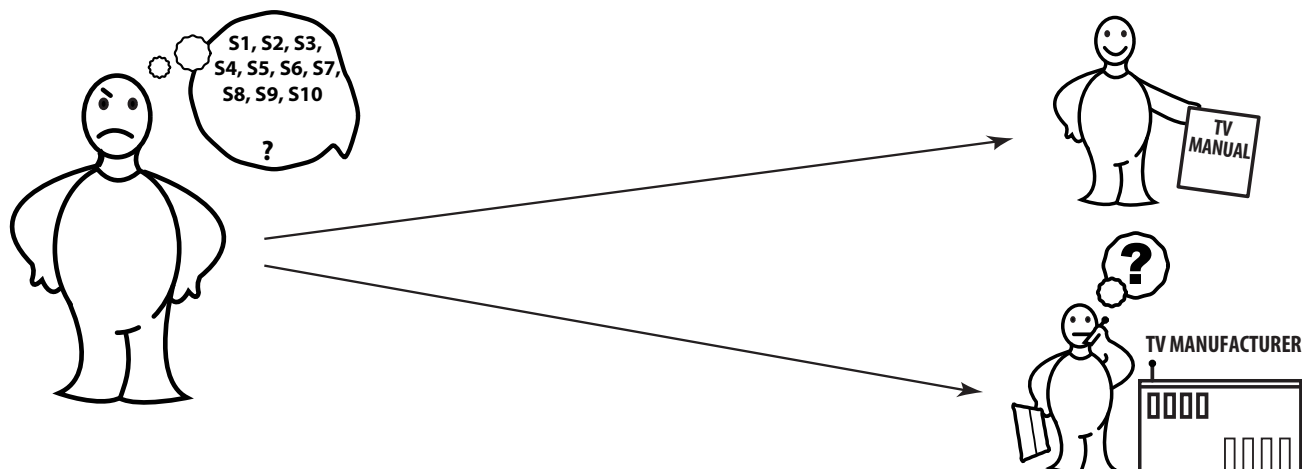
**D** x1




The Bottom of the Post (part #4)  
must align with the bottom of  
part #8



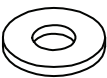
# STEP 7



# STEP 8

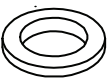


**E** x1



+

**F** x2



+

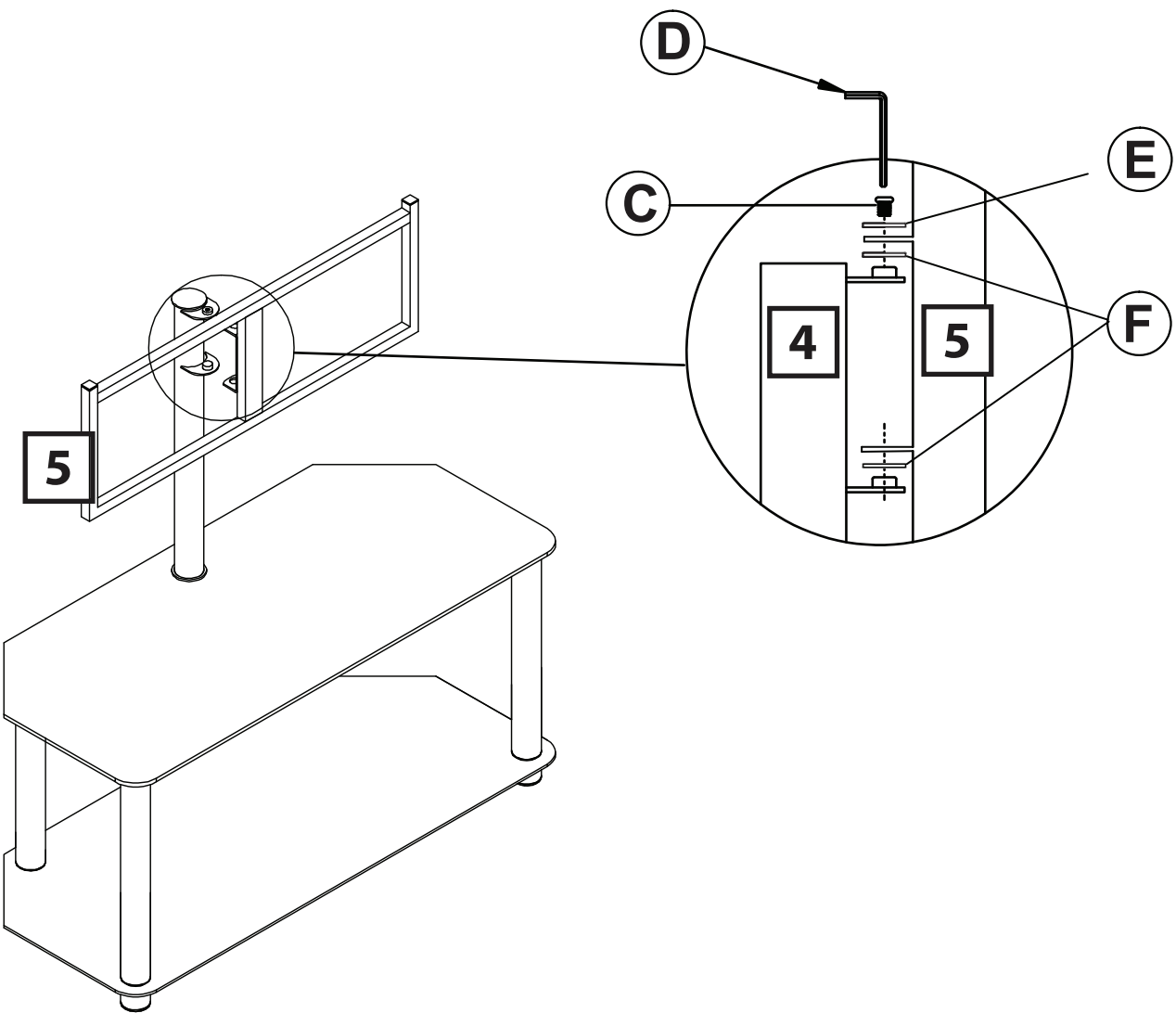
**C** x1

M6x15mm

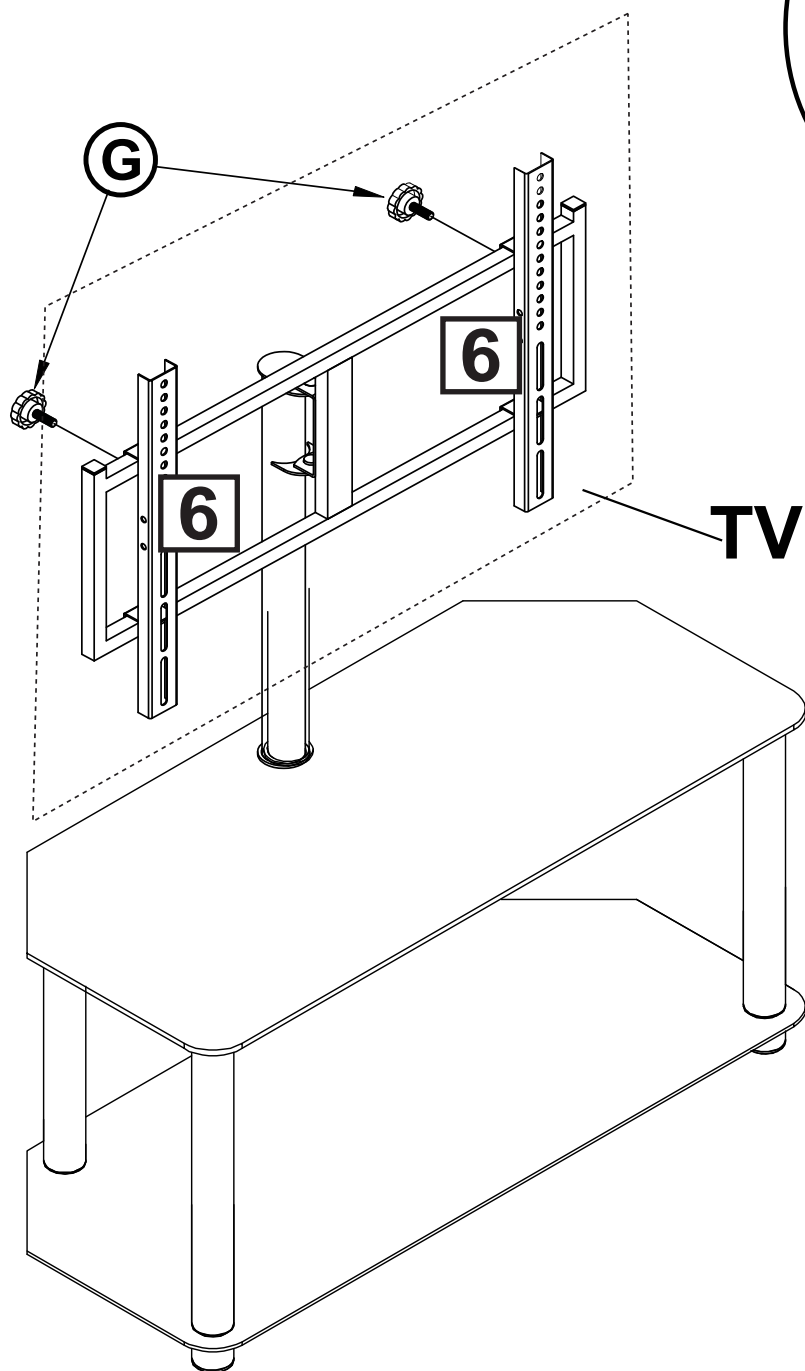
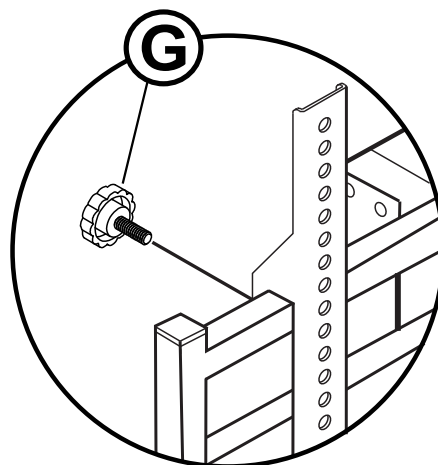



+

**D** x1

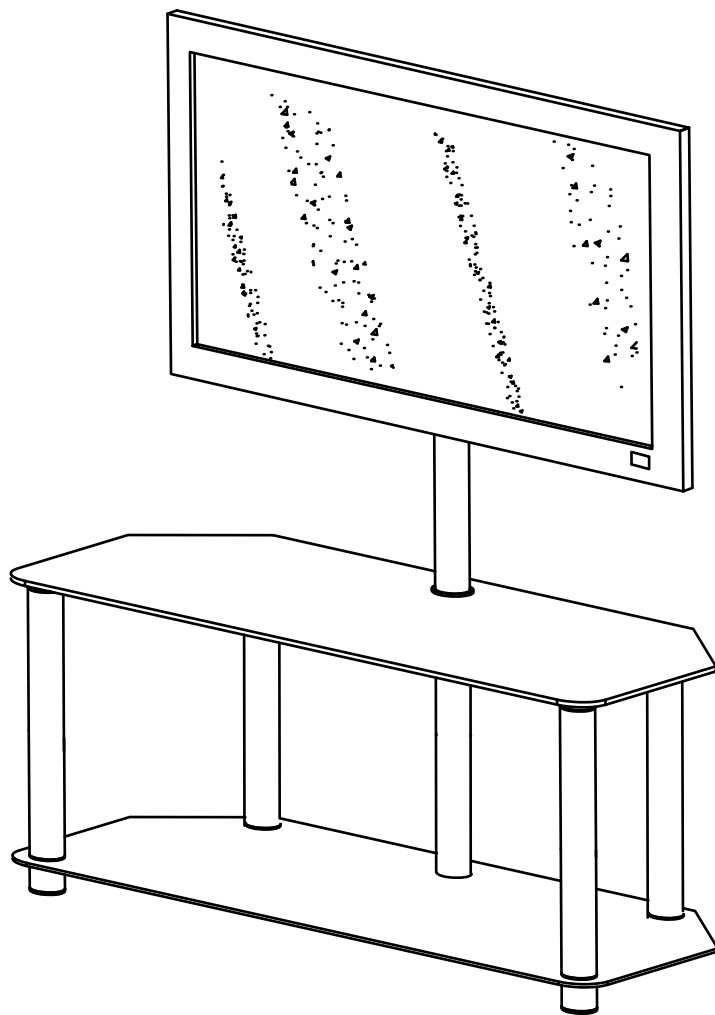



## STEP 9



## STEP 9

---



**Schoenfeld International Inc and ATAK**  
5001 American Boulevard West  
Suite 275  
Bloomington, Minnesota 55437

©Schoenfeld International Inc., 2013  
A550S Ver. 1.3 September 2013