

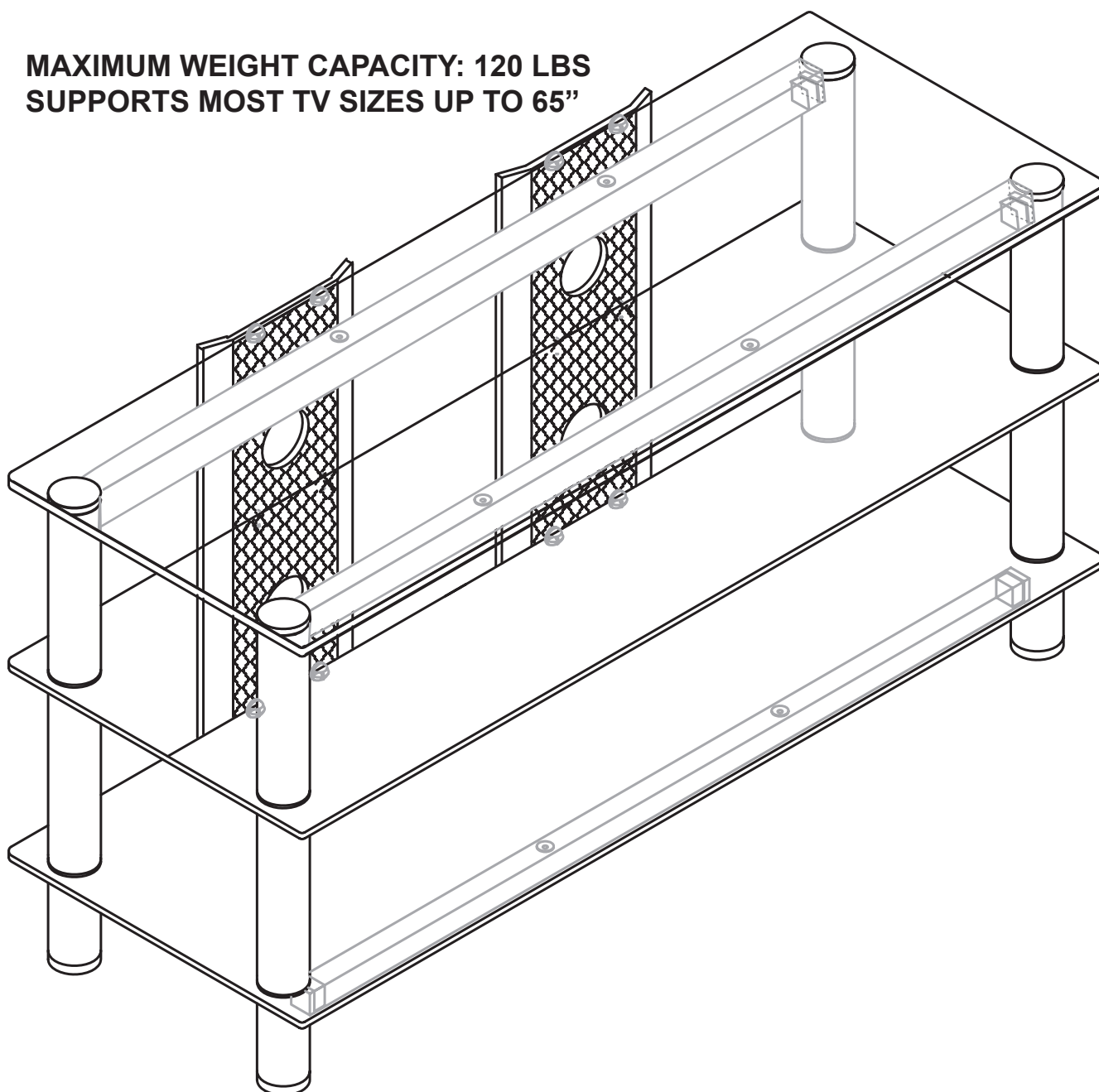


E2760C








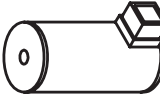

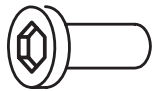

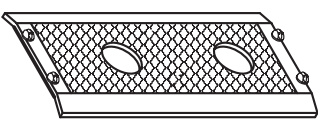


Assembly Instructions

**READ ALL WARNINGS AND
ASSEMBLY INSTRUCTIONS
BEFORE STARTING ASSEMBLY**

**MAXIMUM WEIGHT CAPACITY: 120 LBS
SUPPORTS MOST TV SIZES UP TO 65"**



List of Parts

No.	Description	View	Qty
1	Top Glass - 8mm		1
2	Middle Glass - 5mm		1
3	Bottom Glass - 5mm		1
4	520mm Bolt		4
5	205mm Tube		4
6	205mm Tube		4
7	100mm Tube		2
8	100mm Tube		2
9	Metal Spacer		4
10	Bolt		4
11	20mm x 20mm Support Bar		1
12	Steel Panel		2
13	Hex Wrench		1
14	20mm x 40mm Support Bar		2

READ THIS FIRST!

Read all of the warnings and cautions contained in this assembly manual .

- Do not attempt to assemble this product if you do not understand the instructions.
- Contact a professional if you have any doubts about safe and secure TV furniture assembly.
- Check all the parts carefully to make sure there are no missing or damaged parts.
- Improper assembly may result in damage to your TV, property, and personal injury.
- This product is intended only to support a television of the indicated size and weight combination. Using this product to support televisions heavier than the maximum weight capacity can damage product and cause personal injury.
- Schoenfeld International Inc. and ETEC are not responsible for any personal injury or product damage due to mishandling, incorrect mounting, incorrect assembly or incorrect use of this product.

CHILD SAFETY WARNINGS

How and where you use your television stand is extremely important for Child Safety.

As you set up and use your new product, keep all of these safety tips in mind.

- * Don't let children climb on or play with entertainment system furniture and TVs.
- * Remember that children can become excited while watching a program, especially on a "larger than life" TV. Make sure to place or install the TV stand where it cannot be pushed, pulled over, or knocked down.
- * Make sure that you route all cords and cables so that they cannot be pulled or grabbed by curious children.

WARNINGS

- This product is intended only to mount a television of the indicated size and weight combination. Using this product to support televisions or other products heavier than the maximum weight capacity can damage equipment and cause personal injury.
- Schoenfeld International Inc. and ETEC are not responsible for any personal injury or product damage due to mishandling, incorrect mounting, incorrect assembly or incorrect use of this product.
- Do not force the bolts into the hole or use an electric drill to fasten any bolts. This could damage the equipment or cause personal injury.
- A large television requires two people to lift. Schoenfeld International and ETEC are not responsible for equipment damage or personal injury due to mishandling.
- Do not release the TV until you are sure that it is securely mounted. Releasing the TV without first ensuring that it is securely installed can result in equipment damage or personal injury.

CAUTION:

- Do not place the TV face down on a hard surface when installing the mounting plate on the TV. Placing the TV face down on a hard surface can result in equipment damage. Use a blanket or other suitable surface.
- Check with your TV manual or manufacturer to confirm the required bolt diameter according to the size, depth, and position of the mounting holes in your TV.

FOR YOUR SAFETY, PLEASE FOLLOW THESE PRECAUTIONS

- Always remove the TV and other equipment from the furniture prior to moving the assembled unit
- Be careful when moving the assembled furniture after the glass shelf has been installed, or when there is equipment of any kind located on the furniture as this may cause the shelves and other parts to become unstable and fall.
- When in use, this furniture must be placed on a flat, level and solid surface.

- Do not lean on or place any force on the TV when it is on the TV stand.
- Do not climb or step on the stand.
- Do not bang into or place your own weight on the glass shelves
- Do not place any items on the shelves or mounts which may exceed the maximum weight limits.

- Always place the heaviest component (except for your TV) on the bottom shelf

Schoenfeld International Inc. and ETEC will not be responsible for failure to assemble as directed or for the improper assembly, use or handling of this stand.

VEILLER Á RESPECTER CES MESURES DE PRECAUTION!

- ! TOUJOURS ENLEVER LE TÉLÉVISEUR ET AUTRE ÉQUIPEMENT AVANT DE DÉPLACER LE MEUBLE ASSEMBLÉ.
- ! DÉPLACER LE MEUBLE AVEC PRÉCAUTION UNE FOIS QUE LE PLATEAU EN VERRE A ÉTÉ POSÉ OU LORSQU'IL Y A DU MATÉRIEL PLACÉ SUR LE MEUBLE CAR CELA PEUT CAUSER LE DÉCROCHEMENT ET LA CHUTE DES PLATEAUX ET AUTRES ÉLÉMENTS.
- ! DURANT L'UTILISATION, LE MEUBLE DOIT ÊTRE POSÉ SUR UNE SURFACE PLATE, SOLIDE ET HORIZONTALE.
- ! NE PAS S'APPUYER CONTRE LE TÉLÉVISEUR LORSQU'IL EST POSÉ SUR LE MEUBLE.
- ! NE PAS GRIMPER NI MARCHER SUR LE MEUBLE.
- ! NE PAS TAPER NI S'APPUYER SUR LE PLATEAU EN VERRE.

Schoenfeld International Inc. y ETEC decline toute responsabilité en cas d'assemblage non conforme aux instructions ou pour l'assemblage, l'utilisation ou la manutention incorrects de ce meuble.

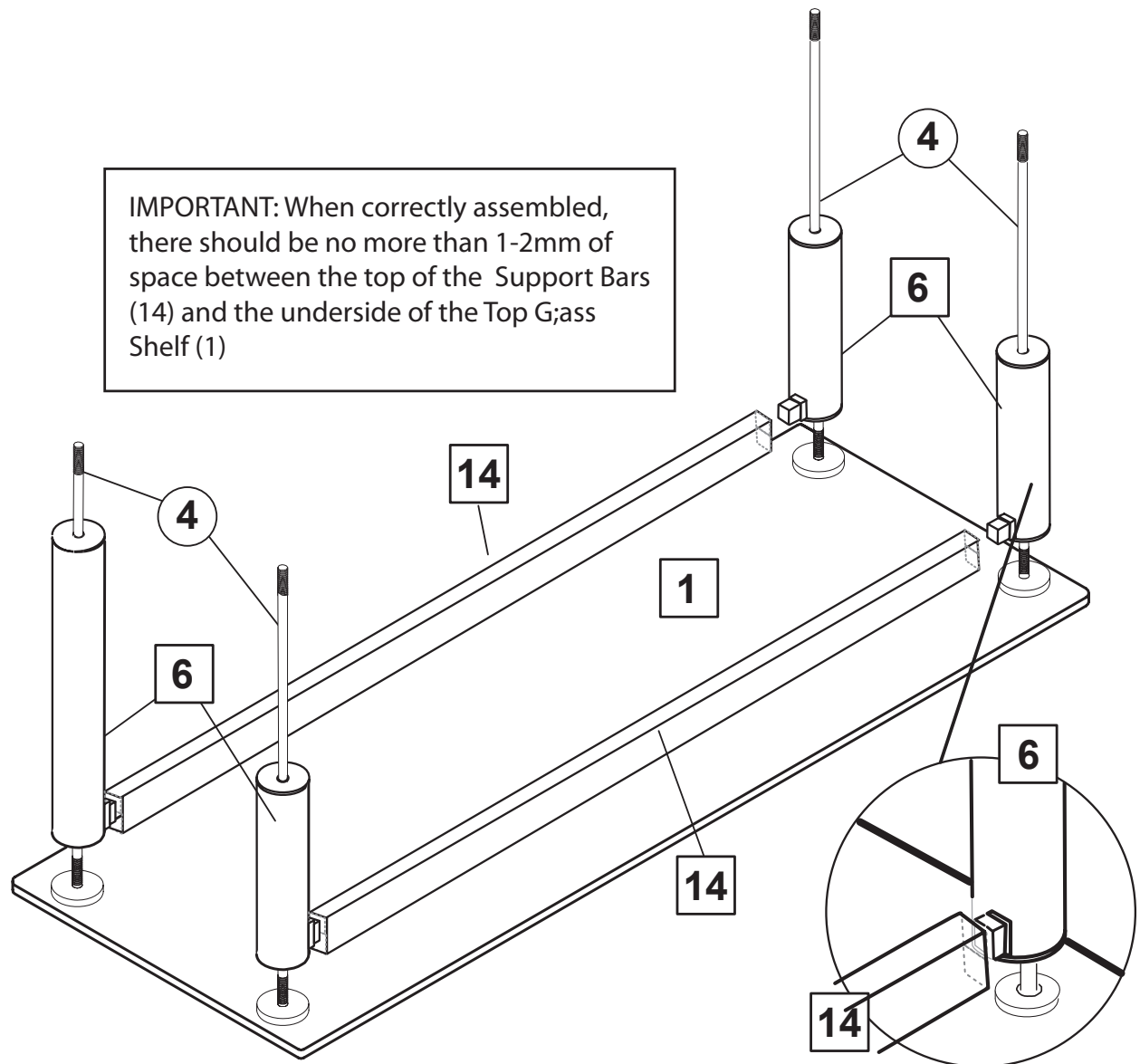
POR SU SEGURIDAD TENGA LAS SIGUIENTES PRECAUCIONES:

- ! SIEMPRE quite el televisor y cualquier otro equipo del mueble antes **DE** mover la unidad armada.
- ! TENGA CUIDADO AL MOVER LA UNIDAD ARMADA UNA VEZ INSTALADO EL ESTANTE DE VIDRIO Y/O CUANDO HAYA ALGUN EQUIPO EN EL MUEBLE YA QUE ESTO PODRÍA AFLOJAR EL ESTANTE Y OTROS ARTÍCULOS Y HACER QUE SE CAIGAN.
- ! EL MUEBLE DEBE ESTAR UBICADO EN UNA SUPERFICIE PLANA, SÓLIDA Y NIVELADA CUANDO SE LO ESTE UTILIZANDO.
- ! NO INCLINE EL TELEVISOR CUANDO ESTE EN EL SOPORTE PARA TV.
- ! NO SE SUBA NI SE PARE SOBRE EL SÓPORTE.
- ! NO GOLPEE EL ESTANTE DE VIDRIO NI SE APOYE CON SU PESO SOBRE EL MISMO.

Schoenfeld International Inc. y ETEC no se hara responsable en caso de que no se instale la base segun las instrucciones, ni de la instalación, uso o manejo incorrectos de esta base.

Step 1

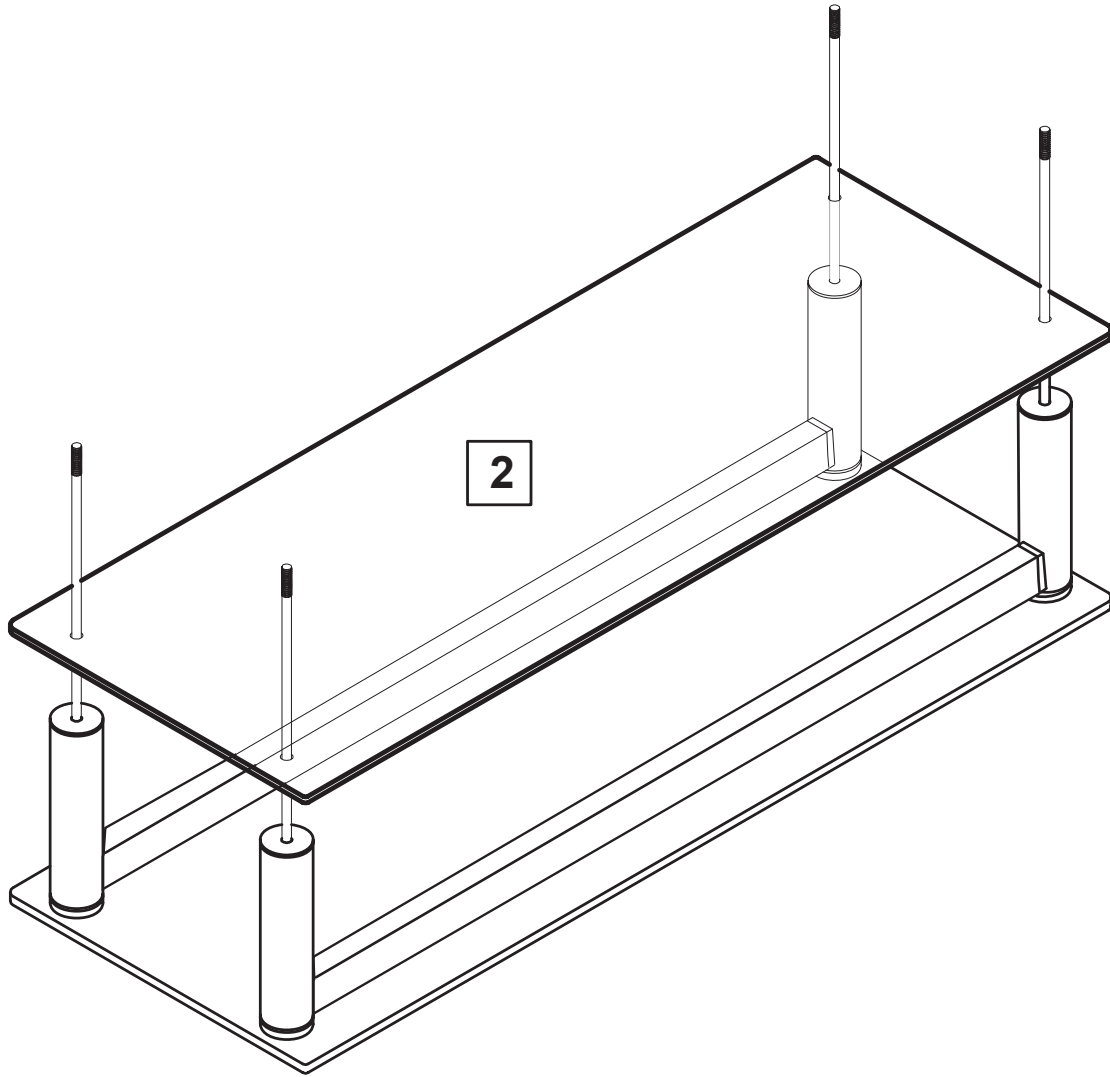
This unit is assembled up-side down




No.	Description	View	Qty
1	Top Glass - 8mm		1
4	520mm Bolt		4
6	205mm Tube		4
14	20mm x 40mm Support Bar		2

Step 2

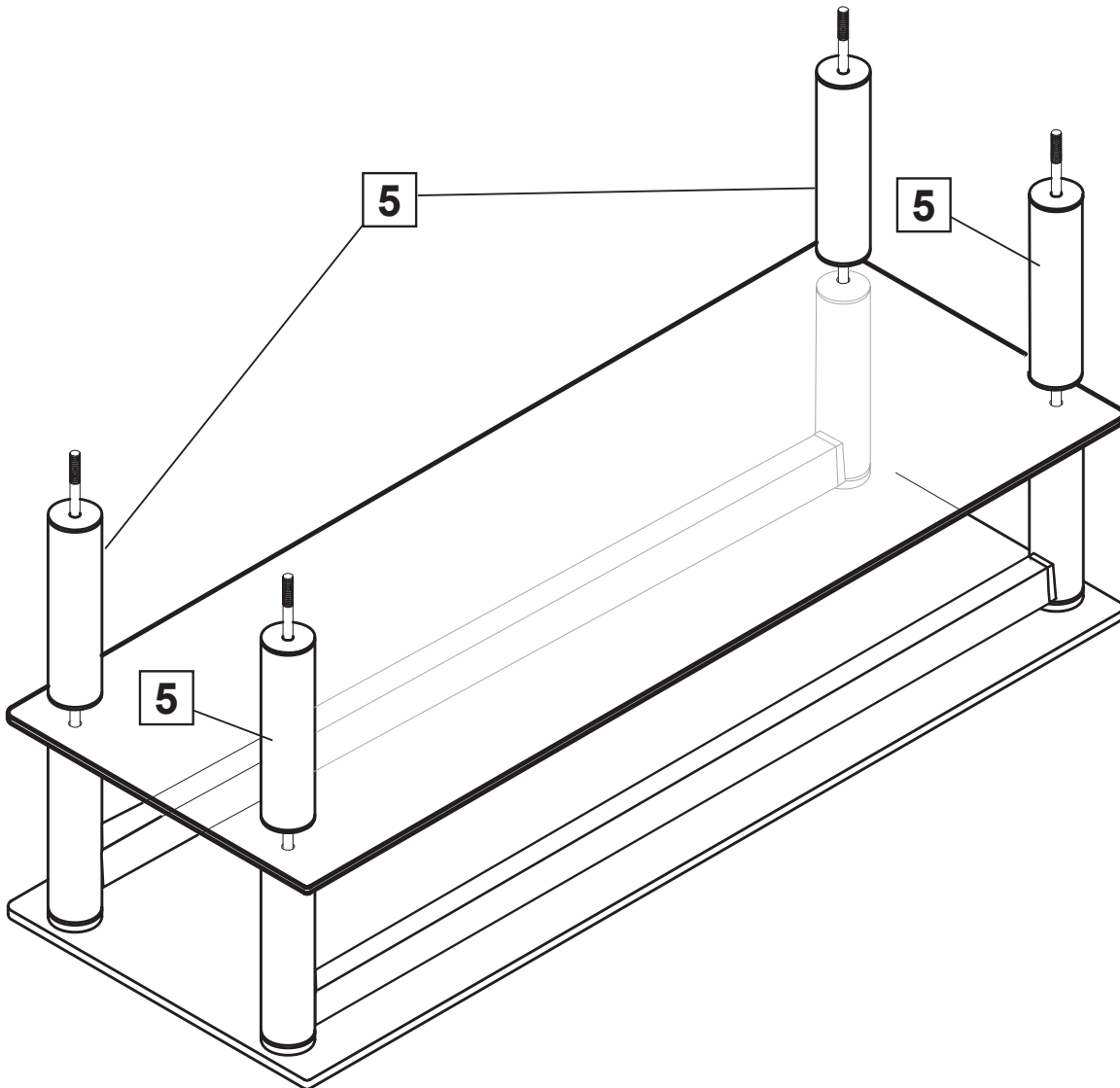
This unit is assembled
up-side down




No.	Description		Qty
2	Middle Glass - 5mm		1

Step 3

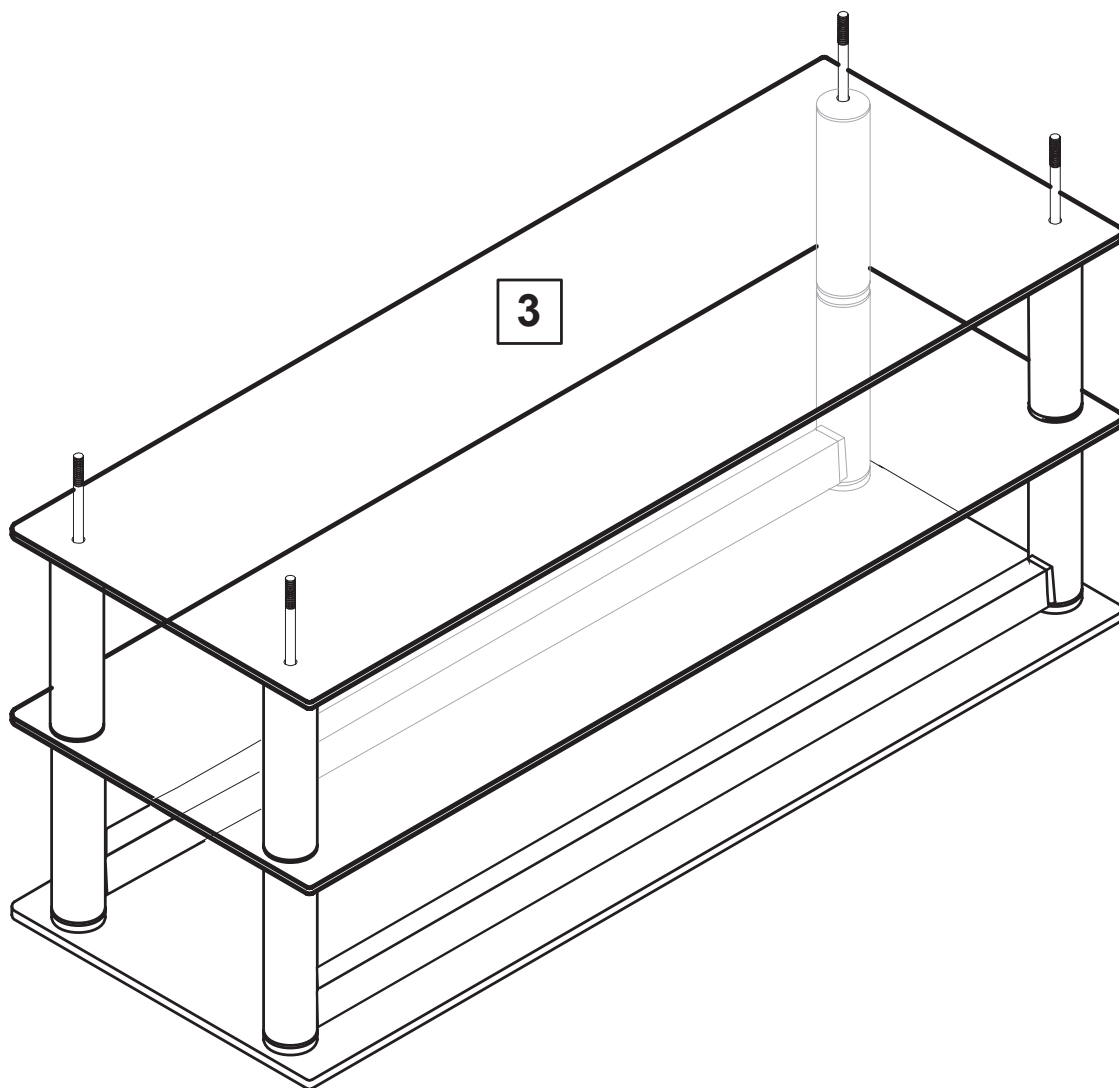
This unit is assembled
up-side down




No.	Description		Qty
5	205mm Tube		4

Step 4

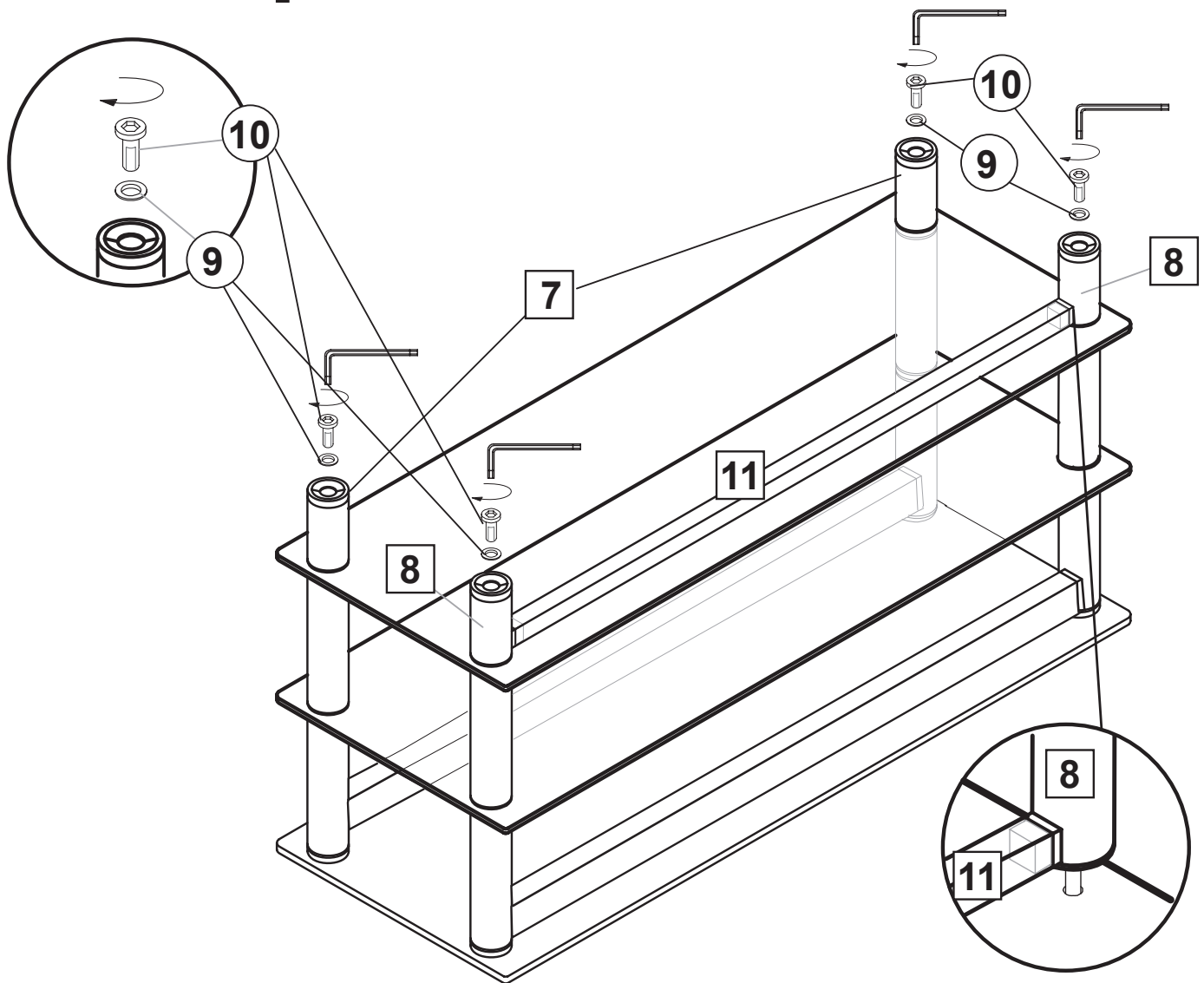
This unit is assembled
up-side down









No.	Description		Qty
3	Bottom Glass - 5mm		1

Step 5

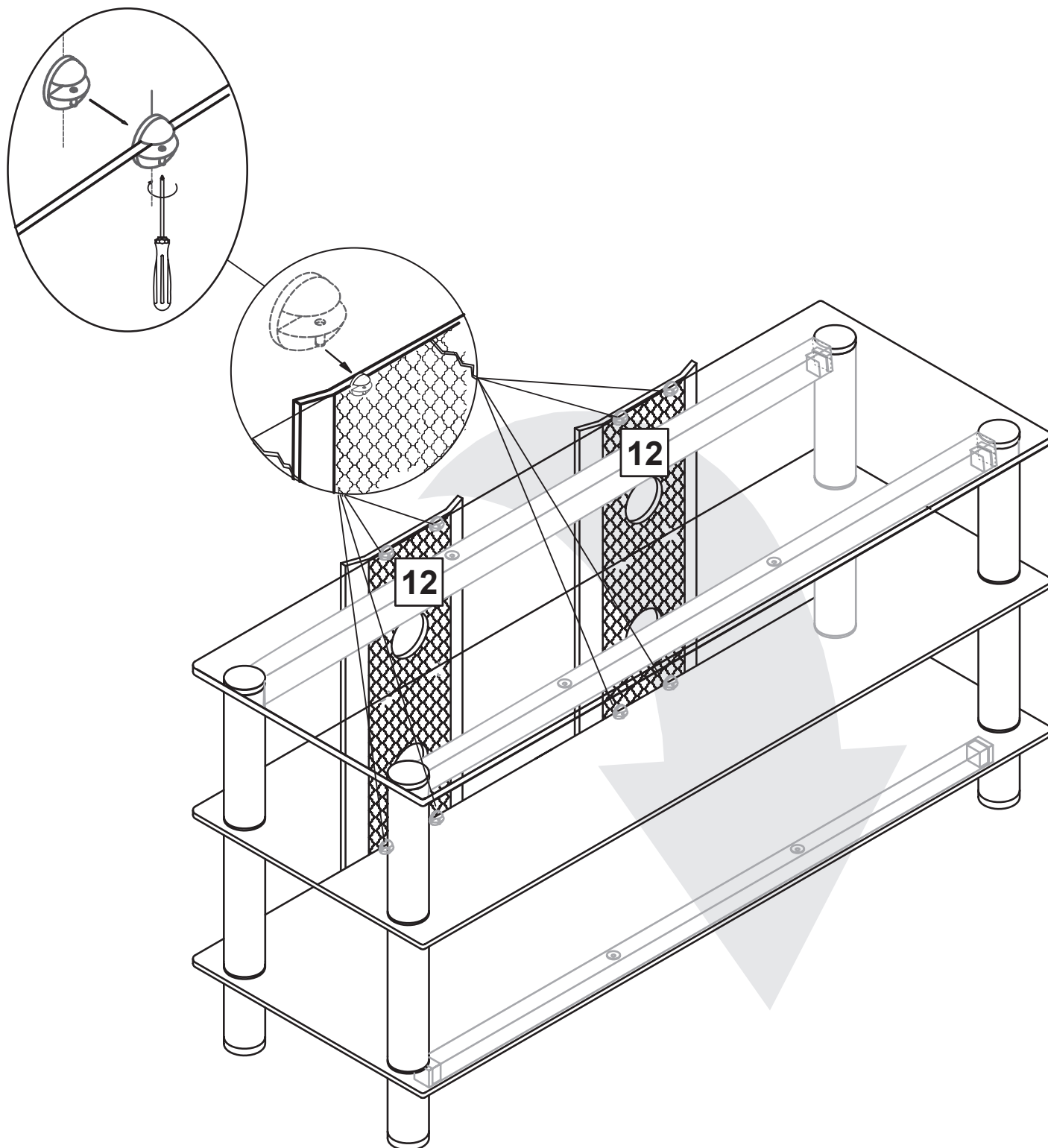
This unit is assembled up-side down



No.	Description		Qty
7	100mm Tube		2
8	100mm Tube		2
9	Metal Spacer		4
10	Bolt		4
11	20m x 20m Support Bar		1
13	Hex Wrench		1

Step 6

Turn the unit over to stand on its legs



No.	Description		Qty
12	Steel Panel		2



LIMITED ONE-YEAR FURNITURE WARRANTY

We warrant this product to be free from defects in material and workmanship under normal use for a one-year period from the original date of purchase by the original purchaser from an authorized ETEC dealer. We will repair or replace the unit free of charge should it become defective under this warranty.

Should you be missing any of the assembly hardware (screws etc.), please contact the retailer or the Technical Support Center to secure a replacement for those parts. It should not be necessary to bring the entire unit to the store but instead bring the parts list found in the Instruction Manual to accurately identify the missing parts and obtain replacements.

The Technical Support Center is available 24-hours a day, 7-days a week for technical assistance or troubleshooting. To contact us by phone, please call 1-800-936-1168.

ETEC will warrant for a period of one-year from the original date of purchase, all Furniture parts and components described in the parts list for this model located in the Instruction Manual. The warranty covers defective materials and workmanship and is applicable only under normal use. Our furniture models are not intended for outdoor use.

This warranty does not cover any product, which has been subject to damage due to improper assembly or disassembly, an act of nature, misuse, neglect, accident, abuse, commercial use, or modification of, or to, any part of the product. Also not covered are labor or assembly costs, products purchased from unauthorized ETEC sellers or costs incurred in shipping the unit or part for warranty repair. Under no circumstances shall ETEC, be liable for any loss (direct, indirect, incidental, foreseen, unforeseen, special or consequential) or for any damage arising out of, or in connection with, the use of this product.

This warranty does not cover product sold 'As Is'.

This warranty is valid only to the original purchaser of the Product in the United States and Canada and grants specific legal rights.

Schoenfeld International Inc. and ETEC
5001 American Blvd. West
Suite #275
Bloomington, Minnesota 55347

©Schoenfeld International Inc. 2013
E2760C Rev 1.2 March 2013